



## Diffuse mode sensor GLV18-8-600-IR/25/102/159



- Efficient Line in a short M18 plastic housing for standard applications
- Very high detection range
- 4 LEDs indicator for 360° visibility
- Optimized potentiometer design for a clear control button layout in the application
- Version with front optical face
- DC voltage version

Diffuse mode sensor, M18 threaded housing design, plastic housing, front optical face, 600 mm sensing range, red light, light on, DC version, NPN output, M12 plug



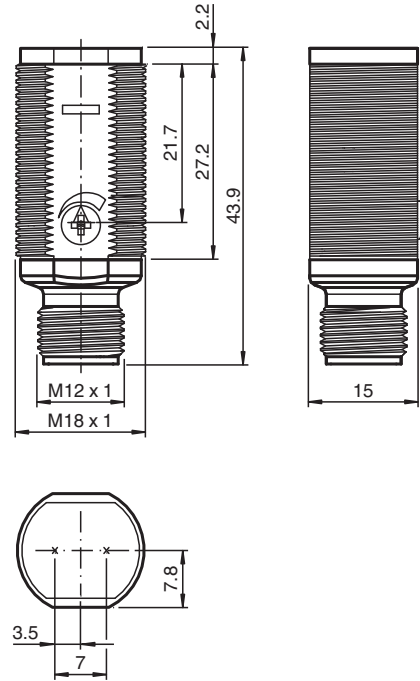
### Function

The GLV/GLK18 series sensors help improve the efficiency of machines and systems. The design of the M18 plastic housing, the connection technology, and sensor properties are highly standardized. Concentrating on the key sensor requirements has produced a robust and reliable product series for DC and AC/DC voltage systems without any over-engineering. The mounting set included in the scope of delivery and the optimized potentiometer design ensure fast assembly and easy configuration.

### Application

- Packaging industry:
- Presence checks, track loading, completeness checks, stack height control
- Material handling:
- Presence checks, target sensor, profile checks, trigger sensor
- Automatic doors, gates and access systems, elevator:
- Secure detection for automatic door and gate systems
  - Monitoring function in turnstiles
  - Closing edge monitoring in elevators

Dimensions



Technical Data

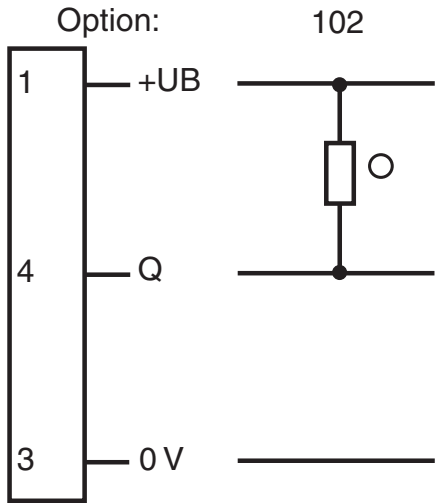
<b>General specifications</b>		
Detection range		50 ... 600 mm adjustable
Detection range max.		0 ... 600 mm
Reference target		100 mm x 100 mm Kodak white
Light source		LED
Light type		modulated infrared light , 850 nm
Diameter of the light spot		approx. 60 mm at 600 mm
Opening angle		approx. 6 °
Optical face		frontal
Ambient light limit		30000 Lux
Hysteresis	H	< 15 %
<b>Functional safety related parameters</b>		
MTTF <sub>d</sub>		920 a
Mission Time (T <sub>M</sub> )		20 a
Diagnostic Coverage (DC)		0 %
<b>Indicators/operating means</b>		
Operation indicator		LED green, statically lit Power on
Function indicator		LED yellow: lights when object is detected ; flashes when falling short of the operating reserve
Control elements		sensitivity adjustment
<b>Electrical specifications</b>		
Operating voltage	U <sub>B</sub>	10 ... 30 V DC
No-load supply current	I <sub>0</sub>	< 20 mA
<b>Output</b>		

Release date: 2023-03-28 Date of issue: 2023-03-28 Filename: 295495\_eng.pdf

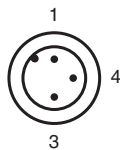
Technical Data

Switching type	light-on	
Signal output		1 NPN, short-circuit protected open collector
Switching voltage		max. 30 V DC
Switching current		max. 100 mA
Voltage drop	U <sub>d</sub>	≤ 1.5 V DC
Switching frequency	f	500 Hz
Response time		≤ 1 ms
<b>Conformity</b>		
Product standard		EN 60947-5-2
<b>Approvals and certificates</b>		
Protection class		II, Rated insulation voltage ≤ 50 V AC with pollution degree 1-2 according to IEC 60664-1
UL approval		cULus Listed, Class 2 Power Source
CCC approval		CCC approval / marking not required for products rated ≤36 V
<b>Ambient conditions</b>		
Ambient temperature		-25 ... 60 °C (-13 ... 140 °F)
Storage temperature		-40 ... 70 °C (-40 ... 158 °F)
<b>Mechanical specifications</b>		
Degree of protection		IP67
Connection		3-pin, M12 x 1 connector
Material		
Housing		PC
Optical face		PMMA
Connector		plastic
Mass		approx. 10 g

Connection Assignment



○ = Light on  
● = Dark on



Release date: 2023-03-28 Date of issue: 2023-03-28 Filename: 295495\_eng.pdf

Wire colors in accordance with EN 60947-5-2

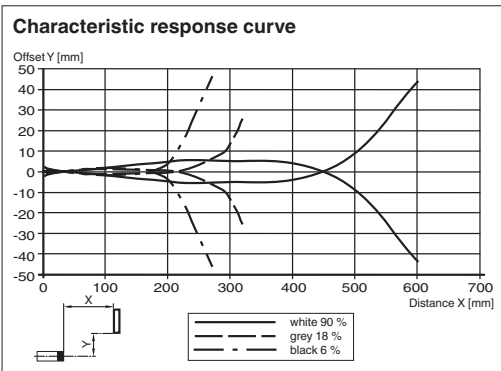
1	BN	(brown)
3	BU	(blue)
4	BK	(black)

Assembly

Diagram showing the front and side views of the sensor. The front view shows the operating display (1), signal display (2), sensitivity adjustment (3), emitter (4), and receiver (5). The side view shows the emitter (4) and receiver (5).

1	Operating display	green
2	Signal display	yellow
3	Sensitivity adjustment	
4	Emitter	
5	Receiver	

Characteristic Curve



Accessories

	<b>CPZ18B03</b>	Mounting Bracket with swivel nut
	<b>BF 18</b>	Mounting flange, 18 mm
	<b>BF 18-F</b>	Plastic mounting adapter, 18 mm
	<b>BF 5-30</b>	Universal mounting bracket for cylindrical sensors with a diameter of 5 ... 30 mm
	<b>V11-G-2M-PUR</b>	Female cordset single-ended M12 straight A-coded, 3-pin, PUR cable grey

Release date: 2023-03-28 Date of issue: 2023-03-28 Filename: 295495\_eng.pdf